



## PROJECT FACTS

**GLA: 102,750 SF**

- ▶ Gold's Gym and 2nd & Charles (BAM) recently joined the center, opening 2Q 2018 & 1Q 2019 respectively
- ▶ Center is located in affluent Fairfax County where the HH median income is \$115,717 and ranks as the 3rd wealthiest county in the U.S. as published by the Census Bureau (July 2017)
- ▶ Located minutes from Washington Dulles International Airport and INOVA Fair Oaks Hospital
- ▶ Center boasts a signalized entrance on heavily traveled Route 50

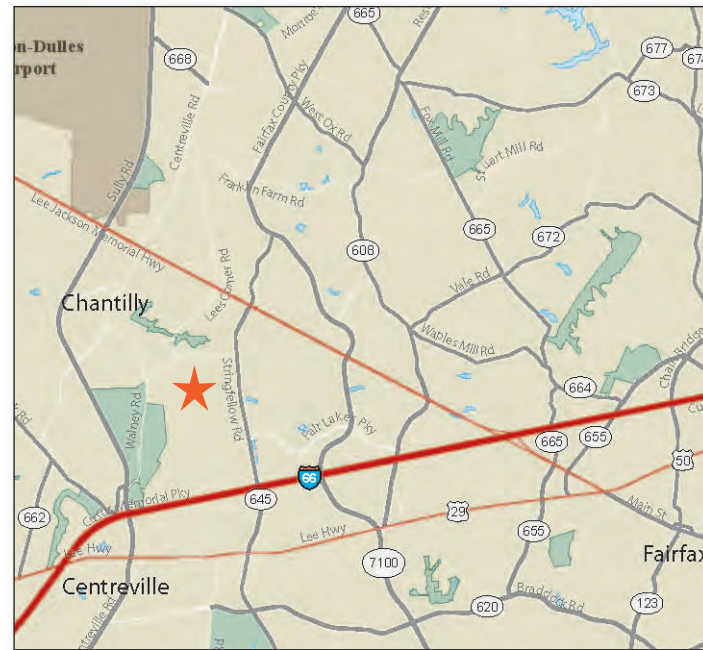
## FEATURED TENANTS

Gold's Gym, 2nd & Charles, Advance Auto, Dollar Tree

## 2018 DEMOGRAPHICS

	Population	Avg HH Income	Households
1 mile	17,324	\$145,277	5,608
3 mile	86,189	\$172,063	29,538
5 mile	247,966	\$154,689	88,281

2018 ESRI



## LOCATION

Route 50 & Galesbury Lane - Chantilly, VA

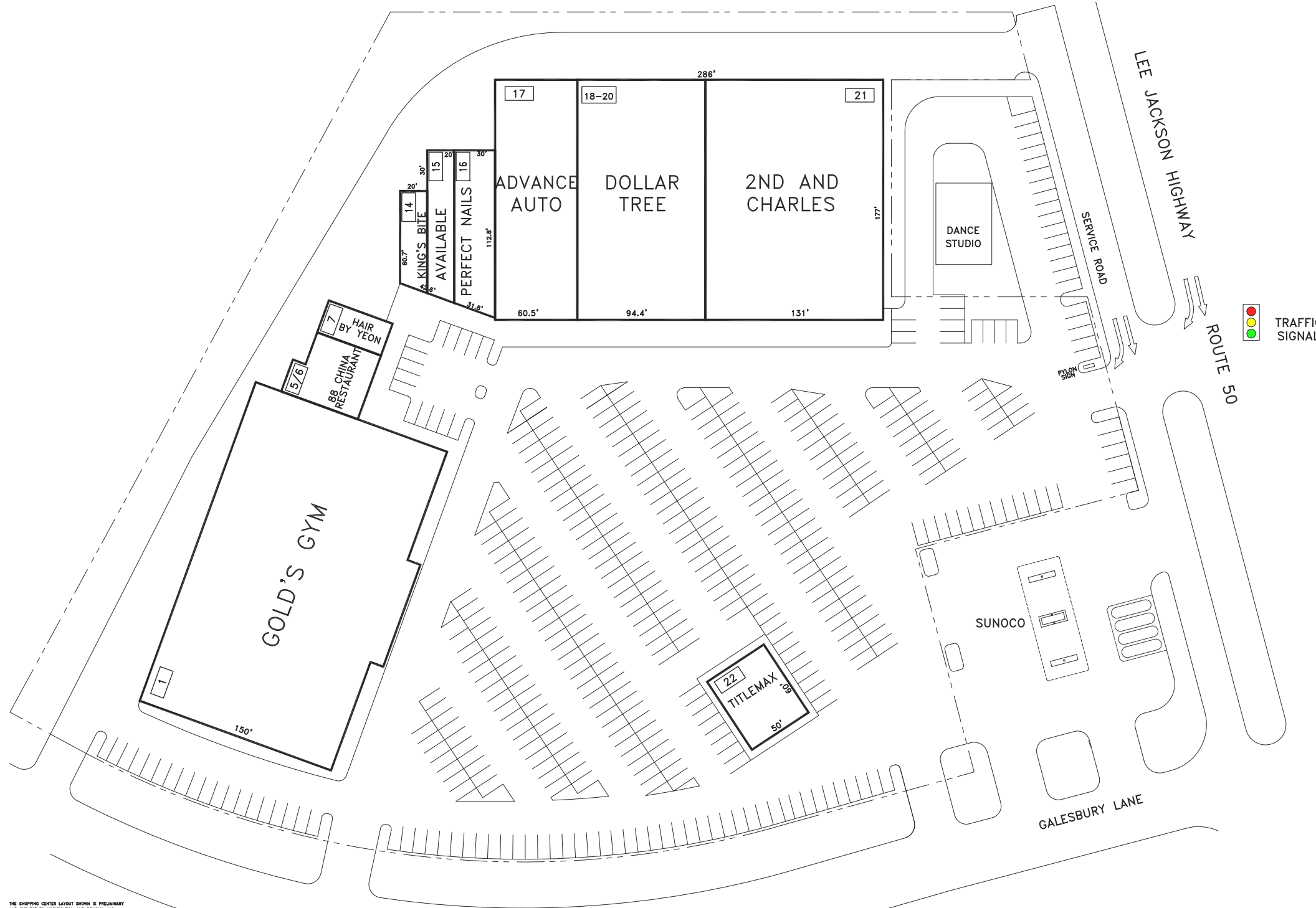
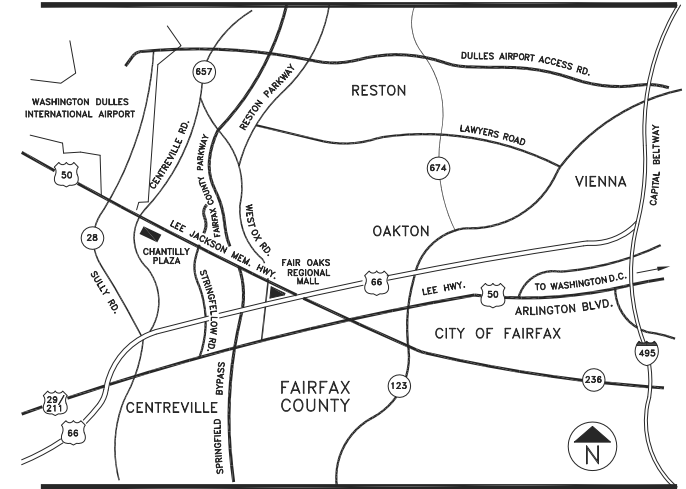
## LEASING CONTACT

Andrew Iszard  
202.736.2827 | Andrew.Iszard@combined.biz



# CHANTILLY PLAZA

CHANTILLY, VIRGINIA



## TENANT ROSTER

1	GOLD'S GYM	37,896 SF
5-6	88 CHINA RESTAURANT	2,750 SF
7	HAIR BY YEON	1,250 SF
14	KING'S BITE	3,630 SF
15	AVAILABLE	2,186 SF
16	PERFECT NAILS	3,545 SF
17	ADVANCE AUTO	10,768 SF
18-20	DOLLAR TREE	14,510 SF
21	2ND AND CHARLES	25,401 SF
22	TITLEMAX	3,000 SF

PARKING PROVIDED =	
PARKING REQUIRED =	
GLA AS PER RENT ROLL =	102,750 SF
ZONED =	C-6
REV. DATE =	April 2019
PLOT DATE =	11.21.18

**CHANTILLY PLAZA**  
LEE JACKSON MEMORIAL HWY. & GALESBURY LANE  
CHANTILLY, VIRGINIA 22021



**COMBINED PROPERTIES INCORPORATED**  
1025 Thomas Jefferson Street NW  
Suite 700 East  
Washington, DC 20007  
(202) 293-4500  
FAX (202) 833-3013

## LEASING PLAN

THE SHOPPING CENTER LAYOUT SHOWN IS PRELIMINARY AND SUBJECT TO MODIFICATION AND REVISION. NO REPRESENTATION IS MADE AS TO OCCUPANCY, TYPE OF BUSINESS OR TENANT SHOWN ON SALES. THIS DRAWING IS ALSO SUBJECT TO CHANGE, REVIEW AND APPROVAL OF ALL GOVERNMENTAL AUTHORITIES. ADDITIONAL BUILDINGS OR STRUCTURES MAY BE BUILT OR ADDED AND EXISTING BUILDINGS OR STRUCTURES MAY BE REVISED, DELETED OR OTHERWISE MODIFIED AND THE LANDSCAPING AND PARKING LAYOUT IS SUBJECT TO CHANGE.

50' 100'

APPROX. SCALE