



PROJECT FACTS

GLA: 110,500 SF

- Community center located on heavily traveled Route 355 (Rockville Pike)
- Center is located in affluent Montgomery County where the HH median income is \$117,345 and ranks as the 20th wealthiest county in the U.S. as published by the Census Bureau (2021)
- 58.9% of the county's population have a Bachelor's degree or better

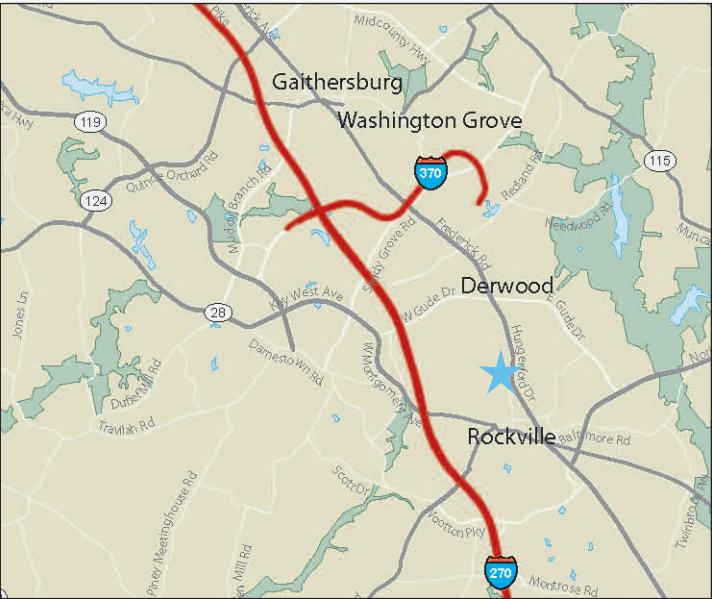
FEATURED TENANTS

New York Mart, The Tile Shop, Advance Auto

2024 DEMOGRAPHICS

	Population	Avg HH Income	Households
1 mile	12,079	\$159,915	4,521
3 mile	103,252	\$175,720	40,310
5 mile	317,002	\$177,364	118,685

2024 ESRI

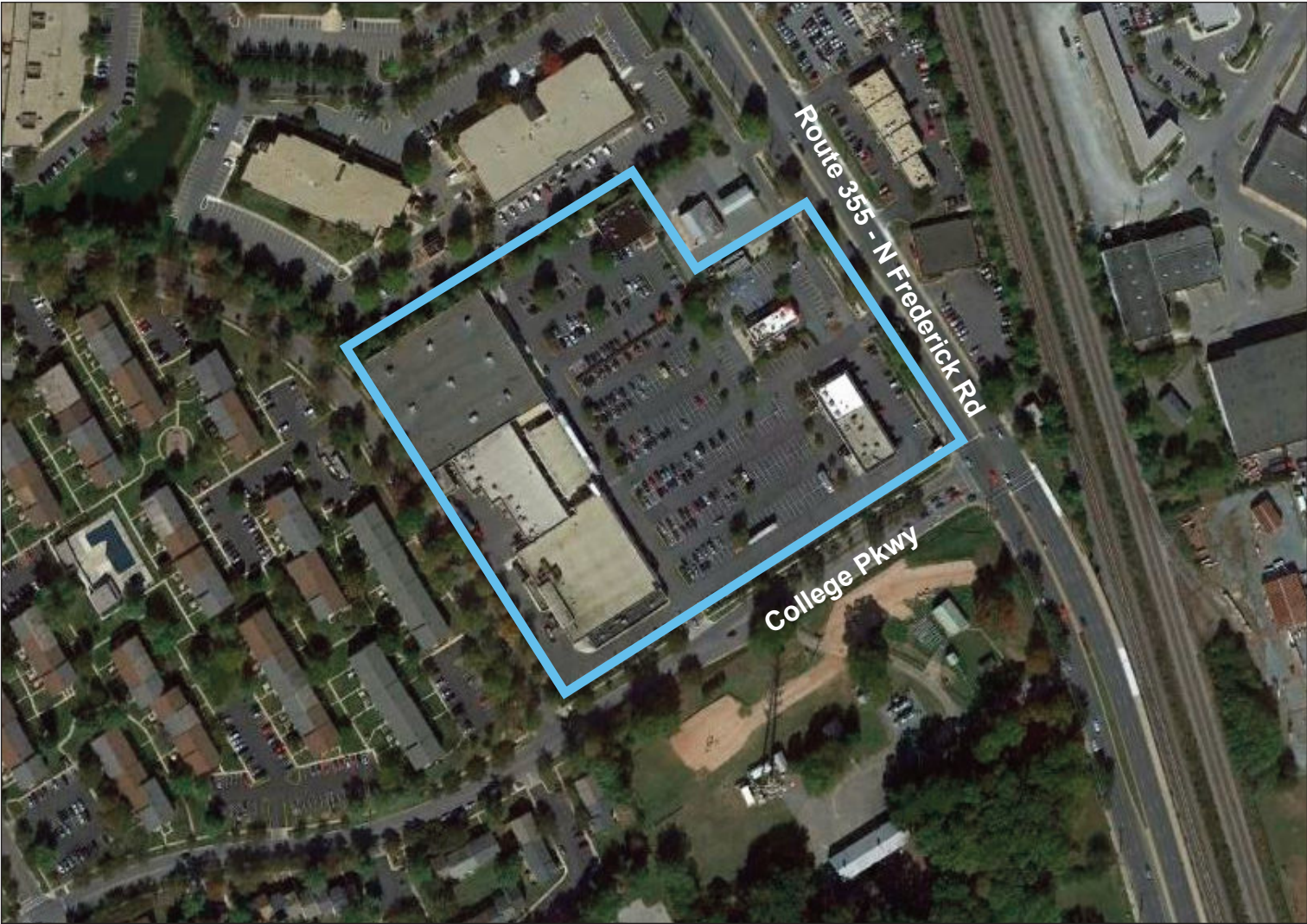


LOCATION

Route 355 & College Parkway - Rockville, MD

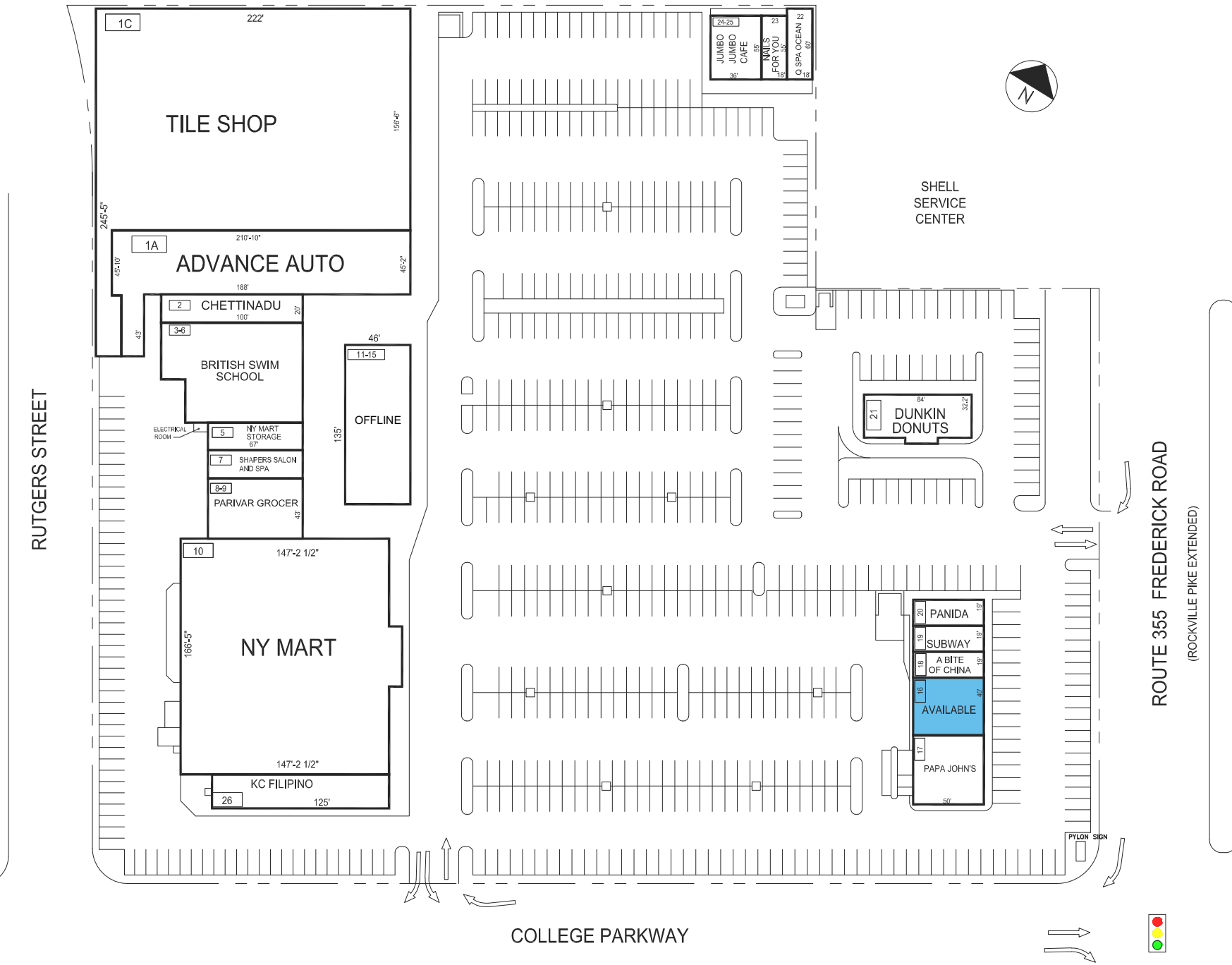
LEASING CONTACT

David Paik
202.736.2804 | DPaik@combined.biz

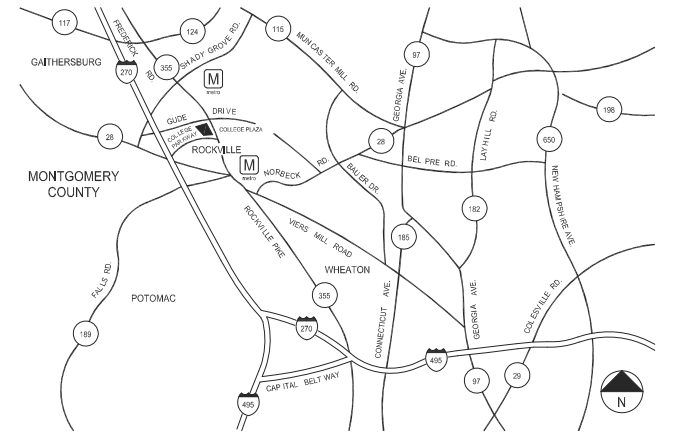



COLLEGE PLAZA

ROCKVILLE, MARYLAND



LEASING PLAN



TENANT ROSTER

1A	ADVANCE AUTO	9,747 SF	16	AVAILABLE	2,000 SF
1C	TILE SHOP	37,438 SF	17	PAPA JOHN'S PIZZA	2,500 SF
2	CHETTINADU	2,000 SF	18	A BITE OF CHINA	950 SF
3-6	BRITISH SWIM SCHOOL	6,500 SF	19	SUBWAY	950 SF
5	NY MART STORAGE	1,360 SF	20	PANIDA	950 SF
7	SHAPERS SALON & SPA	1,340 SF	21	DUNKIN DONUTS	2,700 SF
8-9	PARIVAR GROCER	2,848 SF	22	Q SPA OCEAN	1,260 SF
10	NY MART	26,770 SF	23	NAILS FOR YOU	845 SF
11-15	NOT LEASEABLE	5,175 SF	24-25	JUMBO JUMBO CAFE	1,970 SF
			26	KC FILIPINO	3,000 SF

PARKING PROVIDED =	
PARKING REQUIRED =	
GLA AS PER RENT ROLL =	110,343 SF
ZONED =	C-2
REV. DATE =	MAY 2025

COLLEGE PLAZA

COLLEGE PARKWAY & FREDERICK ROAD
ROCKVILLE, MARYLAND 20853

COMBINED PROPERTIES INCORPORATED



7315 Wisconsin Ave
Suite 1000 West
Bethesda, MD 20814
(202) 293-4500
FAX (202) 833-3013