

# BRADLICK SHOPPING CENTER Annandale, VA 22003



## PROJECT FACTS

**GLA: 145,000 SF**

- ▶ Over 23,000 cars per day pass by this highly visible location anchored by the area's dominant grocer
- ▶ Center is located in affluent Fairfax County where the HH median income is \$115,717 and ranks as the 3rd wealthiest county in the U.S. as published by the Census Bureau (July 2017)
- ▶ 60% of the county's residents have a Bachelor's degree or higher

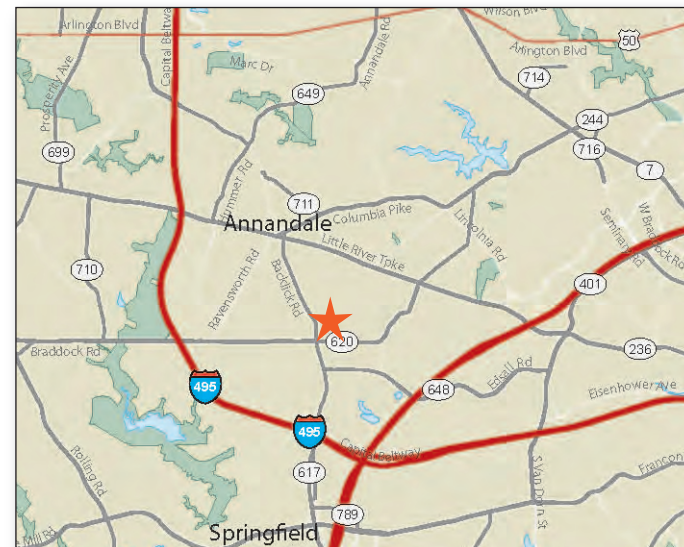
## FEATURED TENANTS

Giant Food, Gold's Gym, Dollar Tree

## 2018 DEMOGRAPHICS

	Population	Avg HH Income	Households
1 mile	10,892	\$117,519	3,569
3 mile	138,365	\$118,518	49,923
5 mile	426,486	\$125,732	163,723

2018 ESRI



## LOCATION

Braddock & Backlick Roads - Annandale, VA

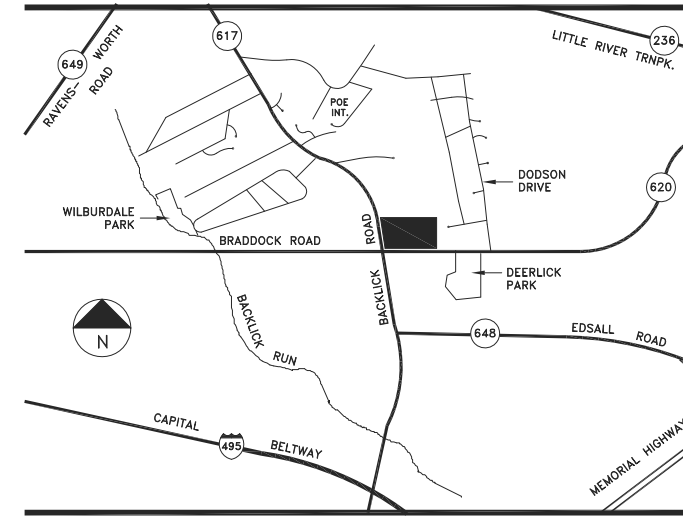
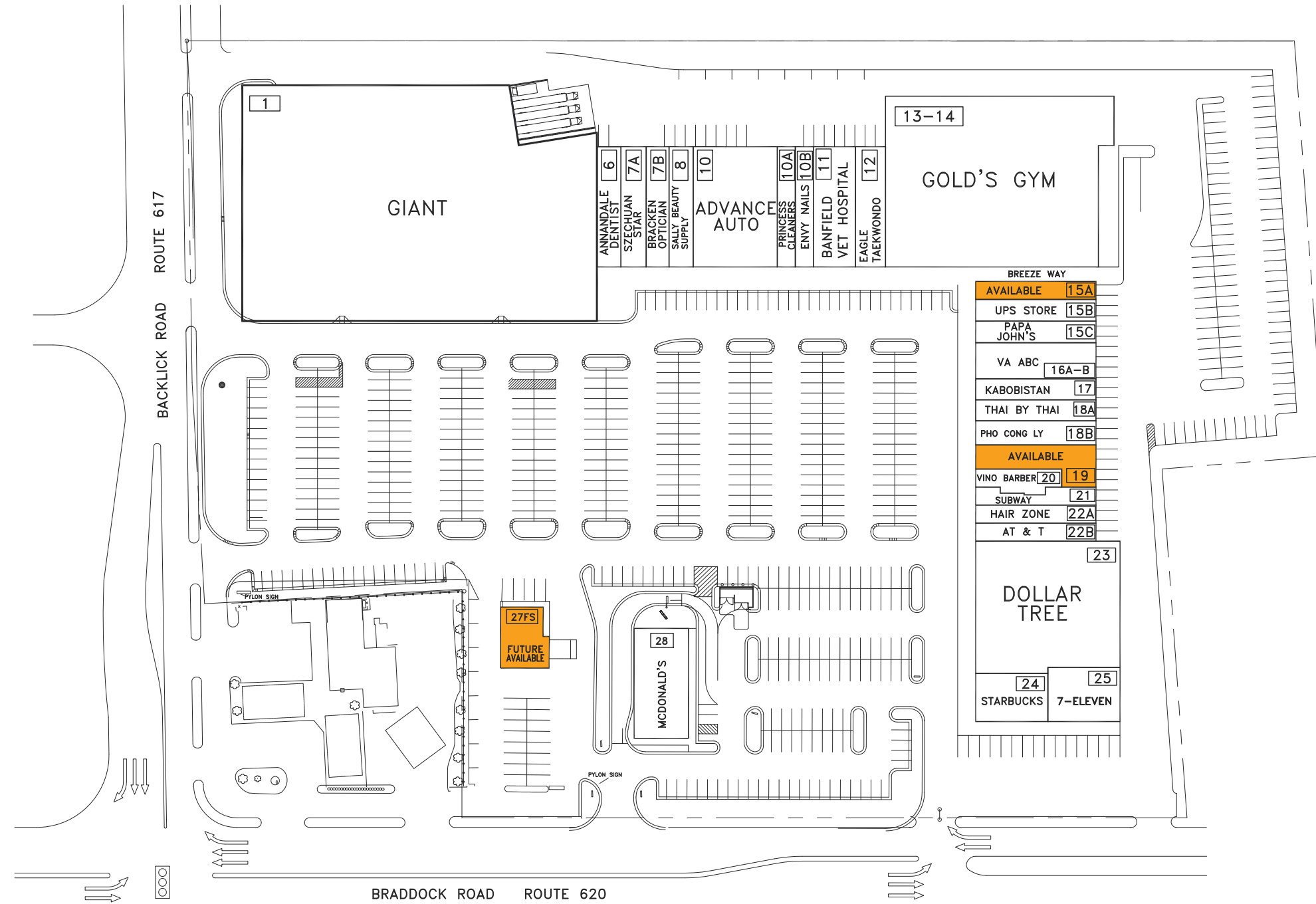
## LEASING CONTACT

Andrew Iszard  
202.736.2827 | AndrewIszard@combined.biz



# BRADLICK SHOPPING CENTER

ANNANDALE, VIRGINIA



## TENANT ROSTER

1	GIANT	49,490 SF	16A-B	VA ABC	3,000 SF
6	ANNANDALE DENTIST	2,000 SF	17	KABOBISTAN	1,516 SF
7A	SZECHUAN STAR	2,100 SF	18A	THAI BY THAI	1,984 SF
7B	BRACKEN OPTICIAN	1,855 SF	18B	PHO CONG LY	2,000 SF
8	SALLY BEAUTY SUPPLY	2,000 SF	19	AVAILABLE	2,750 SF
10	ADVANCE AUTO	7,000 SF	20	VINO BARBER	750 SF
10A	PRINCESS CLEANERS	1,500 SF	21	SUBWAY	1,700 SF
10B	ENVY NAILS	1,500 SF	22A	HAIR ZONE	1,500 SF
11	BANFIELD VET HOSPITAL	3,500 SF	22B	AT&T	1,500 SF
12	EAGLE TAEKWONDO	2,500 SF	23	DOLLAR TREE	13,184 SF
13-14	GOLD'S GYM	24,923 SF	24	STARBUCKS	2,400 SF
15A	AVAILABLE	1,460 SF	25	7-ELEVEN	2,400 SF
15B	UPS STORE	1,800 SF	27FS	FUTURE AVAILABLE	2,474 SF
15C	PAPA JOHN'S	1,800 SF	28	MCDONALD'S	4,141 SF

PARKING PROVIDED =	644
PARKING REQUIRED =	647
GLA AS PER RENT ROLL =	144,727 SF
ZONED =	C-B
REV. DATE =	11.27.18
PLOT DATE =	12.11.18

## BRADLICK SHOPPING CENTER

BRADDOCK ROAD AND BACKLICK ROAD  
ANNANDALE, VIRGINIA 22003



COMBINED PROPERTIES INCORPORATED

1025 Thomas Jefferson Street NW  
Suite 700 East  
Washington, DC 20007  
(202) 293-4500  
FAX (202) 833-3013

## LEASING PLAN

THE SHOPPING CENTER LAYOUT SHOWN IS PRELIMINARY AND SUBJECT TO MODIFICATION AND REVISION. NO REPRESENTATION IS MADE AS TO OCCUPANCY, TYPES OF BUSINESS OR TENANT SHOWN ON SAME. THIS DRAWING IS ALSO SUBJECT TO CHANGE, REVIEW AND APPROVAL OF ALL GOVERNMENTAL AUTHORITIES. ADDITIONAL BUILDINGS OR STRUCTURES MAY BE BUILT OR ADDED AND EXISTING BUILDINGS OR STRUCTURES MAY BE REMOVED, DELETED OR OTHERWISE MODIFIED AND THE LANDSCAPING AND PARKING LAYOUT IS SUBJECT TO CHANGE.

50' 100'  
APPROX. SCALE