

# WHITE FLINT PLAZA Rockville, MD 20895



## PROJECT FACTS

**GLA: 195,000 SF**

- ▶ Center is located in the densely populated and affluent Montgomery County where the HH median income is \$98,314 and ranks as the 9th wealthiest county in the U.S. as published by the Census Bureau (July 2017)
- ▶ 57% of county residents have a Bachelor's degree or higher
- ▶ The shopping center is in the midst of Rockville's Master Plan that consists of several major mixed-use projects including White Flint Mall which is adjacent to the property

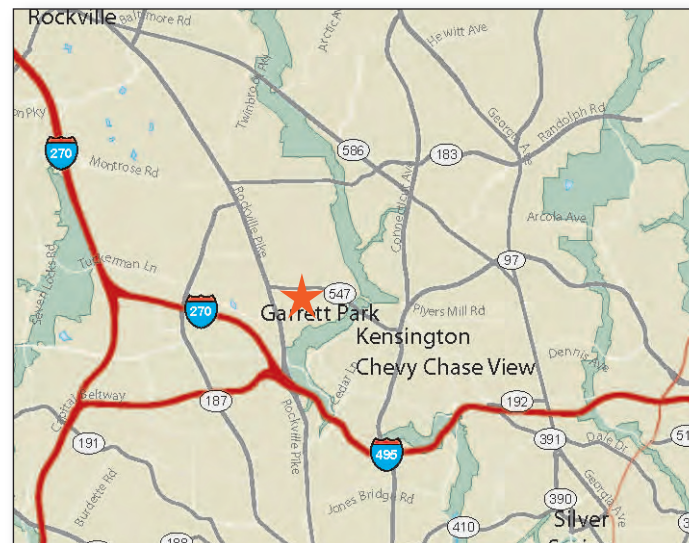
## FEATURED TENANTS

Shoppers Food, HomeGoods, PetSmart, Retro Fitness

## 2018 DEMOGRAPHICS

	Population	Avg HH Income	Households
1 mile	21,027	\$135,217	9,744
3 mile	161,394	\$134,838	60,025
5 mile	388,785	\$149,359	148,015

2018 ESRI



## LOCATION

Nicholson Lane near Route 355 - Rockville, MD

## LEASING CONTACT

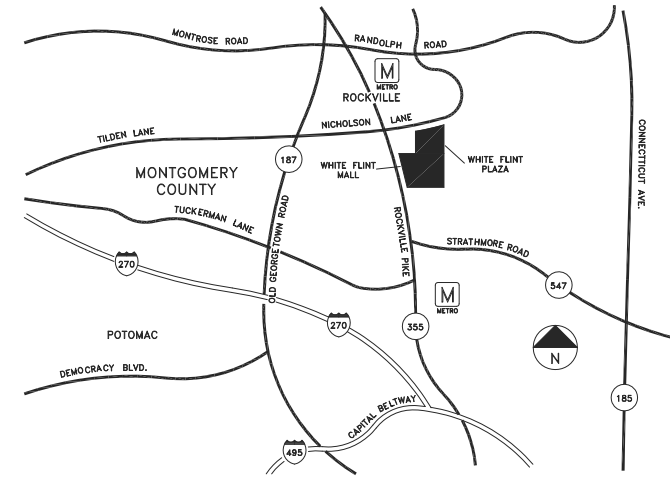
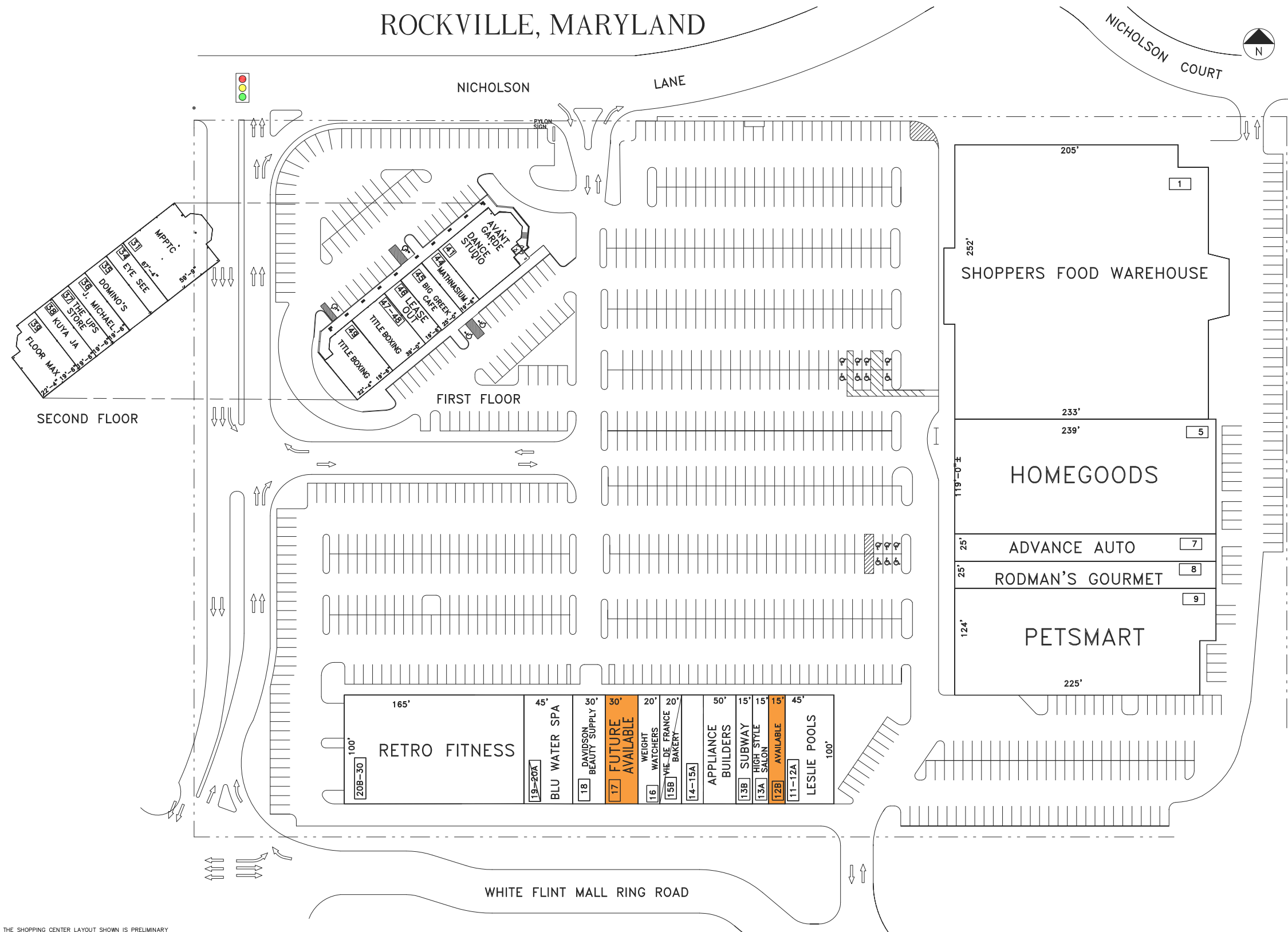
Andrew Iszard  
202.736.2827 | AndrewIszard@combined.biz





# WHITE FLINT PLAZA

ROCKVILLE, MARYLAND



## TENANT ROSTER

1	SHOPPERS	59,763 SF	31	MPPTC	4,387 SF
5	HOMEGOODS	28,768 SF	34	EYE SEE	1,313 SF
7	ADVANCE AUTO	6,000 SF	35	DOMINO'S	1,683 SF
8	RODMAN'S	6,000 SF	36	J. MICHAEL THE SALON	1,313 SF
9	PETSMART	23,455 SF	37	THE UPS STORE	1,313 SF
11-12A	LESLIE POOLS	4,500 SF	38	KUYA JA	1,313 SF
12B	AVAILABLE	1,500 SF	39	FLOOR MAX	2,508 SF
13A	HIGH STYLE SALON	1,500 SF	41	AVANT GARDE DANCE STUDIO	3,798 SF
13B	SUBWAY	1,500 SF	44	MATHNASIUM	1,165 SF
14-15A	APPLIANCE BUILDERS	5,000 SF	45	BIG GREEK CAFE	1,494 SF
15B	VIE DE FRANCE	2,000 SF	46	LEASE OUT	1,165 SF
16	WEIGHT WATCHERS	2,000 SF	47-49	TITLE BOXING	2,330 SF
17	FUTURE AVAILABLE	3,000 SF			2,376 SF
18	DAVIDSON BEAUTY SUPPLY	3,000 SF			
19-20A	BLU WATER SPA	4,500 SF			
20B-30	RETRO FITNESS	16,331 SF			

PARKING PROVIDED =  
 PARKING REQUIRED =  
 GLA AS PER RENT ROLL = 194,975 SF  
 ZONED = C-2, R-90  
 REV. DATE = 11.27.18  
 PLOT DATE = 12.11.18

**WHITE FLINT PLAZA**  
 NICHOLSON LANE & WHITE FLINT MALL DRIVE  
 ROCKVILLE, MARYLAND 20895

## LEASING PLAN

THE SHOPPING CENTER LAYOUT SHOWN IS PRELIMINARY AND SUBJECT TO MODIFICATION AND REVISION. NO REPRESENTATION IS MADE AS TO OCCUPANCY. TYPES OF BUSINESS OR TENANT SHOWN ON SAME. THIS DRAWING IS ALSO SUBJECT TO CHANGE. REVIEW AND APPROVAL OF ALL GOVERNMENTAL AUTHORITIES. ADDITIONAL BUILDINGS OR STRUCTURES MAY BE BUILT OR ADDED AND EXISTING BUILDINGS OR STRUCTURES MAY BE REMOVED, DELETED OR OTHERWISE MODIFIED AND THE LANDSCAPING AND PARKING LAYOUT IS SUBJECT TO CHANGE.

50' 100'  
 APPROX. SCALE

**COMBINED PROPERTIES INCORPORATED**  
 1025 Thomas Jefferson Street NW  
 Suite 700 East  
 Washington, DC 20007  
 (202) 293-4500  
 FAX (202) 833-3013