

# WHITE FLINT PLAZA Rockville, MD 20895



## PROJECT FACTS

**GLA: 195,000 SF**

- ▶ Center is located in the densely populated and affluent Montgomery County where the HH median income is \$108,820 and ranks as the 18th wealthiest county in the U.S. (Forbes, 2021)
- ▶ 58.9% of county residents have a Bachelor's degree or higher
- ▶ The shopping center is in the midst of North Bethesda's Master Plan which consists of several major mixed-use projects including the 335 unit Harwood Flats development, delivering Q3 2022

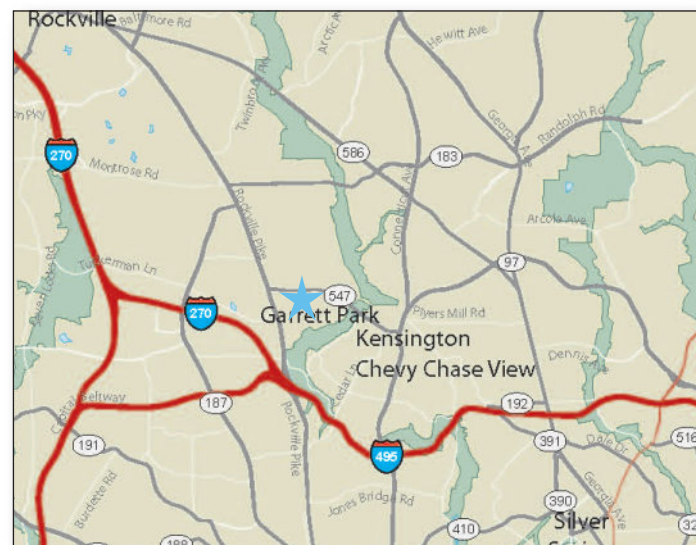
## FEATURED TENANTS

PGA TOUR Superstore, Aldi, HomeGoods, PetSmart

## 2022 DEMOGRAPHICS

	Population	Avg HH Income	Households
1 mile	20,500	\$164,333	9,607
3 mile	166,702	\$171,479	61,286
5 mile	397,503	\$187,583	149,375

2023 ESRI



## LOCATION

Nicholson Lane near Route 355 - Rockville, MD

## LEASING CONTACT

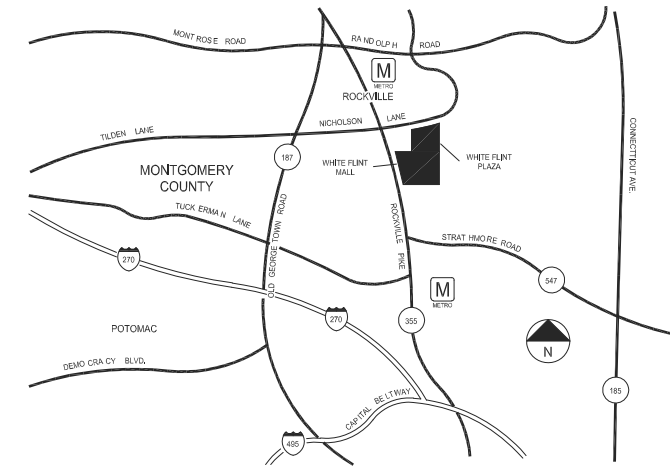
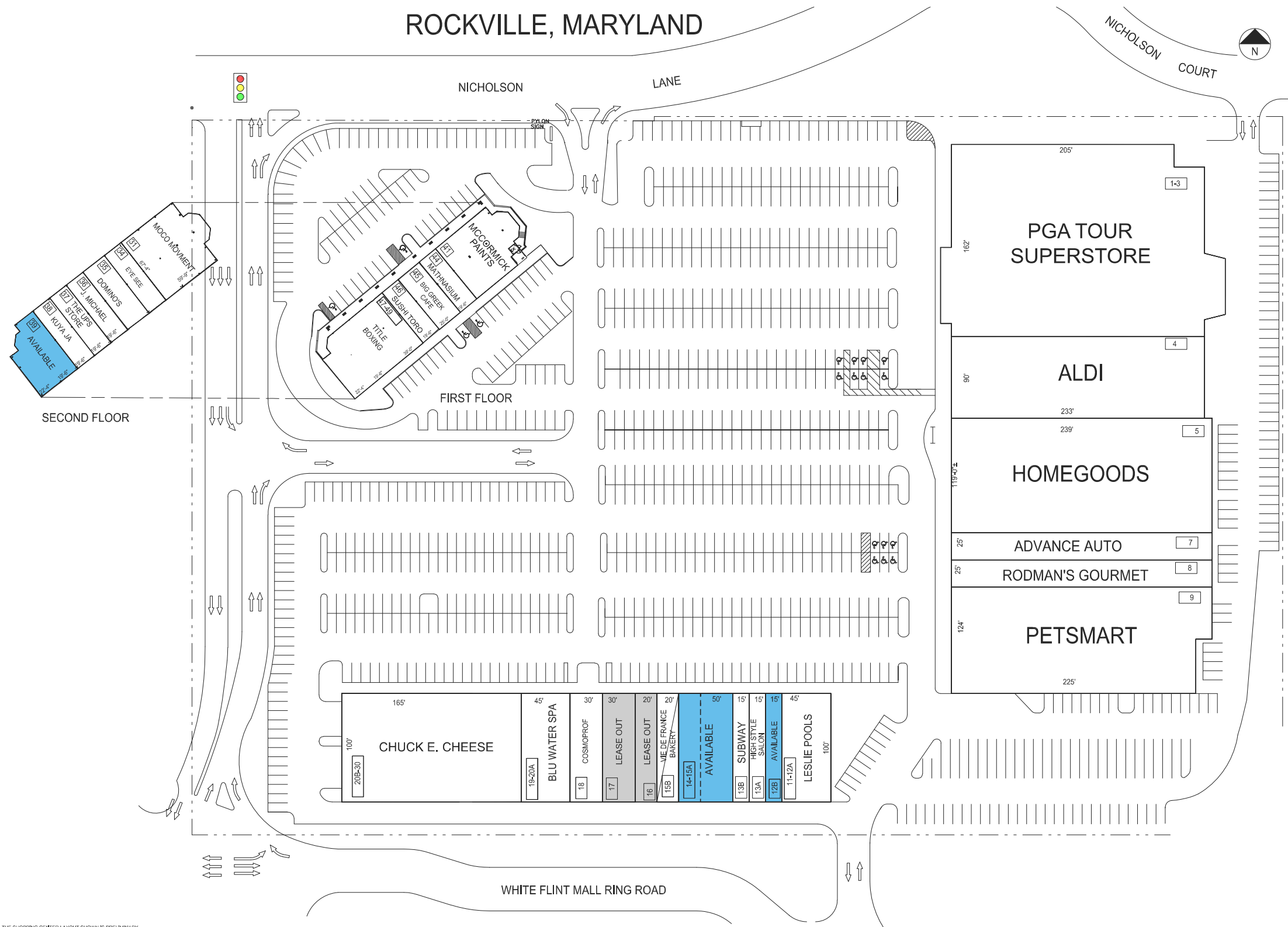
Andrew Iszard  
202.736.2827 | AndrewIszard@combined.biz





# WHITE FLINT PLAZA

ROCKVILLE, MARYLAND



## TENANT ROSTER

1-3	PGA TOUR SUPERSTORE	48,250 SF	31	MOCO MOVEMENT	4,387 SF
4	ALDI	25,200 SF	34	EYE SEE	1,313 SF
5	HOMEGOODS	28,768 SF	35	DOMINO'S	1,683 SF
7	ADVANCE AUTO	6,000 SF	36	J. MICHAEL THE SALON	1,313 SF
8	RODMANS	6,000 SF	37	THE UPS STORE	1,313 SF
9	PETSMART	23,455 SF	38	KUYA JA	1,313 SF
11-12A	LESLIE POOLS	4,500 SF	39	AVAILABLE	2,508 SF
12B	AVAILABLE	1,500 SF	41	MCCORMICK PAINTS	3,798 SF
13A	HIGH STYLE SALON	1,500 SF	44	MATHNASIUM	1,165 SF
13B	SUBWAY	1,500 SF	45	BIG GREEK CAFE	1,494 SF
14-15A	AVAILABLE	5,000 SF	46	SUSHI TORO	1,165 SF
15B	VIE DE FRANCE BAKERY	2,000 SF	47-49	TITLE BOXING	4,706 SF
16	LEASE OUT	2,000 SF			
17	LEASE OUT	3,000 SF			
18	COSMOPROF	3,000 SF			
19-20A	BLU WATER SPA	4,500 SF			
20B-30	CHUCK E. CHEESE	16,331 SF			

PARKING PROVIDED =  
 PARKING REQUIRED =  
 GLA AS PER RENT ROLL = 194,975 SF  
 ZONED = C-2, R-90  
 REV. DATE = MAR 2023

**WHITE FLINT PLAZA**  
 NICHOLSON LANE & WHITE FLINT MALL DRIVE  
 ROCKVILLE, MARYLAND 20895



COMBINED PROPERTIES INCORPORATED

7315 Wisconsin Ave  
 Suite 1000 West  
 Bethesda, MD 20814  
 (202) 293-4500  
 FAX (202) 833-3013

## LEASING PLAN

THE SHOPPING CENTER LAYOUT SHOWN IS PRELIMINARY AND SUBJECT TO MODIFICATION AND REVISION. NO REPRESENTATION IS MADE AS TO OCCUPANCY. TYPES OF BUSINESS OR TENANT SHOWN ON SAME, THIS DRAWING IS ALSO SUBJECT TO CHANGE. REVIEW AND APPROVAL OF ALL GOVERNMENTAL AUTHORITIES. ADDITIONAL BUILDINGS OR STRUCTURES MAY BE BUILT OR ADDED AND EXISTING BUILDINGS OR STRUCTURES MAY BE REMOVED, DELETED OR OTHERWISE MODIFIED AND THE LANDSCAPING AND PARKING LAYOUT IS SUBJECT TO CHANGE.

50' 100'  
 APPROX. SCALE